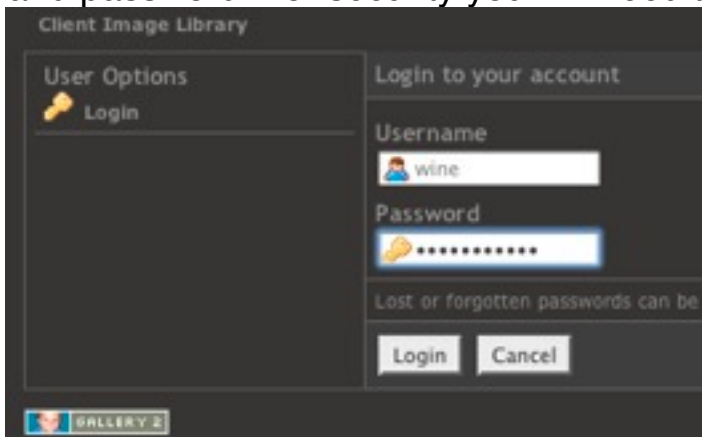


Welcome,

The Image Library I have as part of my web site is a simple system.

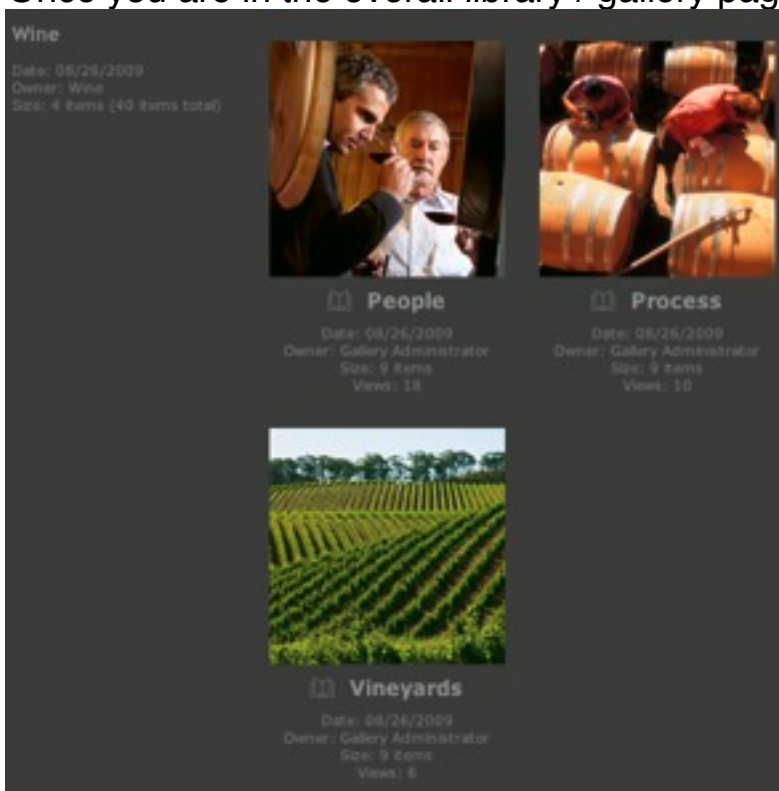
Follow these instructions to download images. If you need files bigger than A5 eg. 210mm x 150mm, call Milton on 0408 850 667 or email milt@southlight.com.au.

1. Log onto my web site and go to the client access in the bottom RH corner.
2. Click on the Client Library link. - you should already have the username and password. For security you will need those. Log in on the box below.

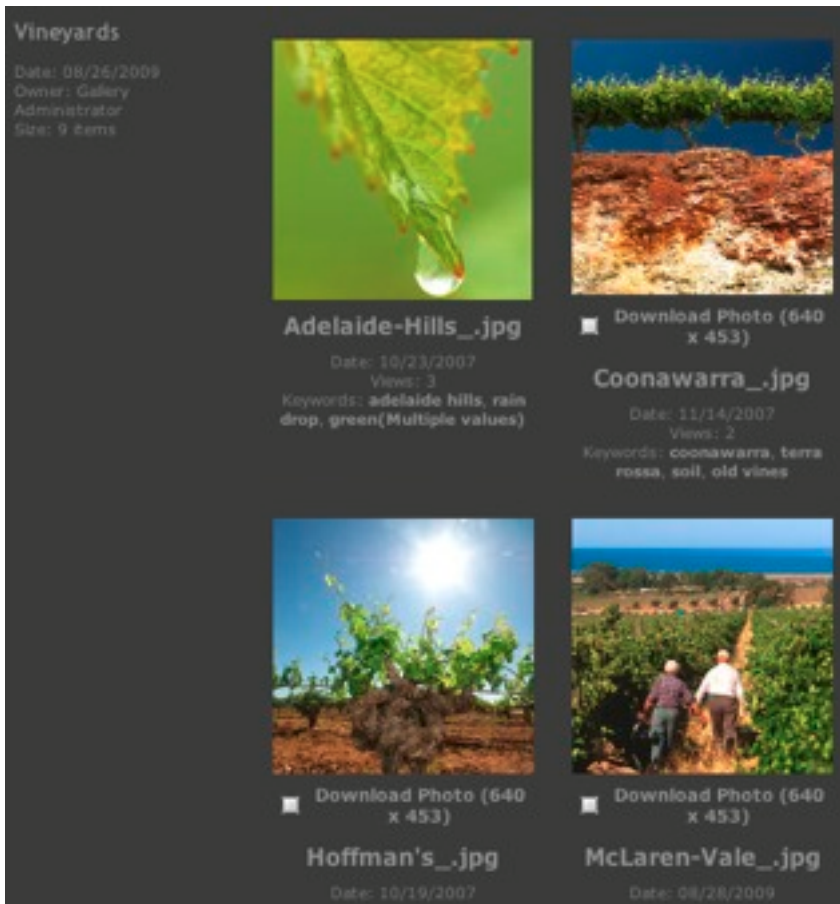


The screenshot shows a dark-themed login window titled "Client Image Library". On the left, there is a "User Options" section with a "Login" button. On the right, there is a "Login to your account" section with fields for "Username" (containing "wine") and "Password" (masked with asterisks). Below the password field is a link for "Lost or forgotten passwords can be" and two buttons: "Login" and "Cancel". At the bottom left, there is a "GALLERY 2" button.

- 3.
4. Once you are in the overall library / gallery page looks like this.




- 5.
6. To navigate through the albums - simply click on one, to bring up the thumbnails - the page then looks like this. Navigate through the pages by clicking on an image or a number.



7.

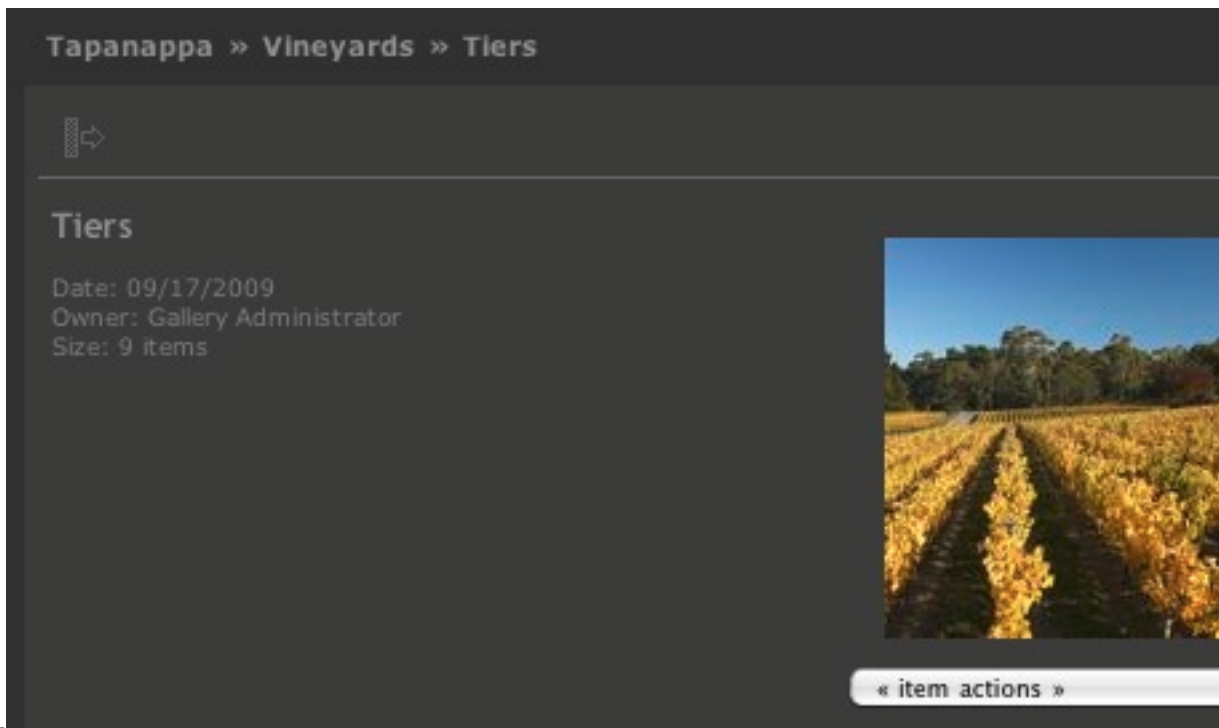
8. To view a larger image of a selected shot click on it - you will then get a larger image.



9.

10. To go back to the album you were in, simply click on the word in the tool bar eg below you are in the Tiers album, to return to the other vineyards simply click on the word Vineyards to go back to.

11.

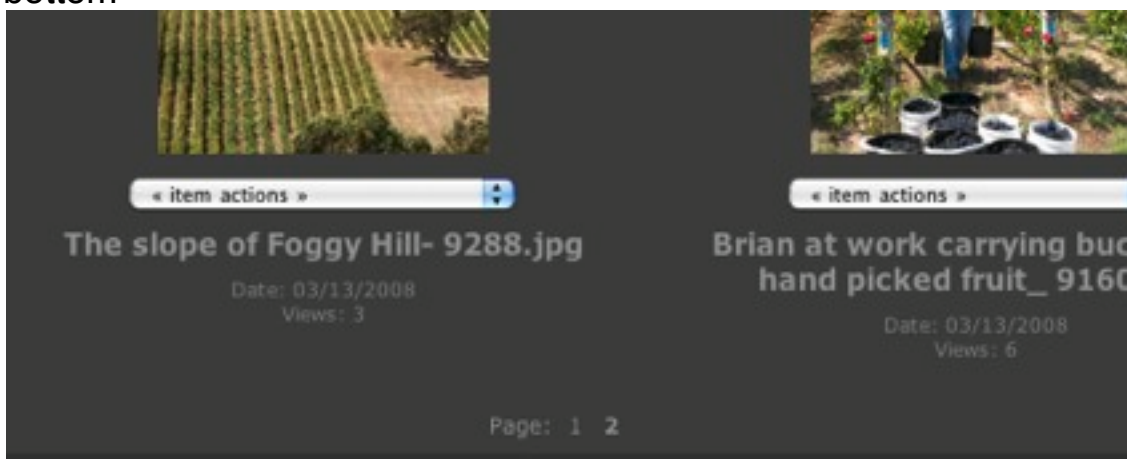


12.

13. To download an image either do it on this page or do it on the page before - where it says < item actions> this is a drop down menu and has the same sizes as above. The sizes are in pixels - they are - 1024 x 681 about full screen size suitable for web / powerpoint etc and 2627 x 1748 is up to A5 @ 300 dpi.

14. You will notice a few things along the top toolbar - as you go further into the albums the tool bar gets longer. To go back a step, simply click on the item before

15. To view extra images in the album click on the next page icon at the bottom



16.

Hopefully this all makes some sense, if not give me a call on the mobile.

Cheers

Milton Wordley

Mobile: +61 408 850 667 email: milt@southlight.com.au